

Using automation to improve process efficiency,
operational safety and ergonomics



WA 290

Automation system for loading and unloading
the WD 290 washer-disinfector



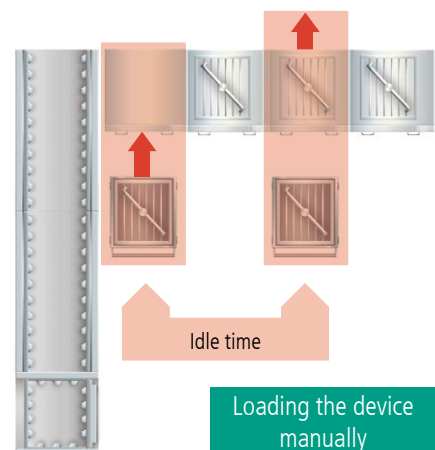
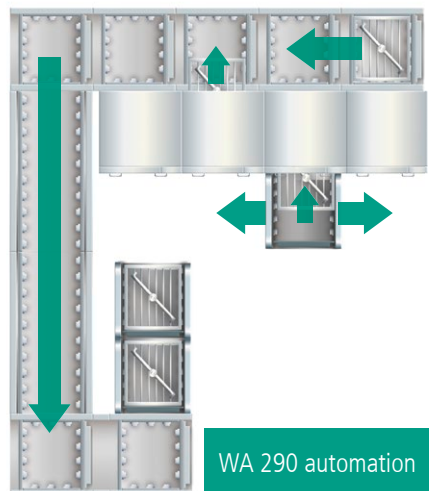
Efficiency and performance

The WA 290 automation system automatically coordinates loading and unloading processes between the hygiene zones. This reduces idle time to a minimum compared to manual loading. The reduced workload for employees frees up valuable resources for other tasks.

At the right place at the right time

Idle time is frequently experienced in the CSSD due to uncoordinated loading and unloading of the washer-disinfectors. Automation eliminates these waiting periods.

The WA 290 automation system is ready for use at all times – as soon as one washing cycle is complete, the washer-disinfecter is unloaded on the clean side and loaded on the decontamination side. Idle time is a thing of the past with the WA 290.



Ergonomics at the workplace

The automated loading and unloading process of the WA 290 reduces the physical stress on employees in the CSSD. This not only improves ergonomics in the workplace but also frees up valuable time for other tasks.

Increase in productivity

Leave the repetitive coordination work to the WA 290 automation system.

- Automatic loading
- Automatic selection of the reprocessing program
- Automatic unloading
- Automatic return transport of the rack

As the WA 290 automation system takes care of the tedious loading and unloading work, additional capacity becomes available. This means your employees can focus

on the demanding work with the instruments without interruption, resulting in increased productivity and lower risk of mistakes.

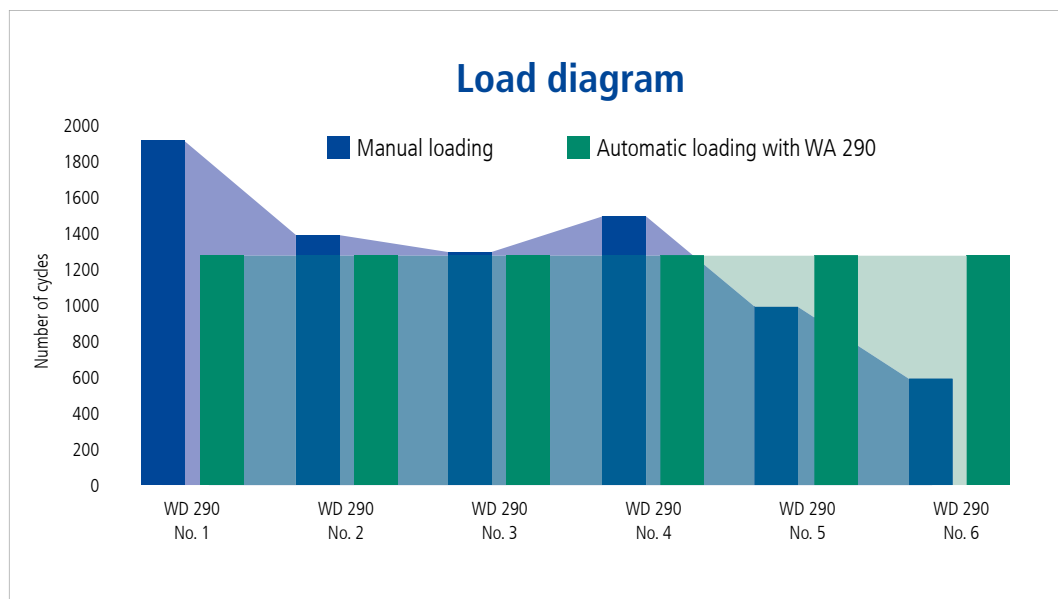


Balanced machine utilization with automation

The WA 290 automation system loads the WD 290 machines evenly.

Your benefits:

- The total load is distributed evenly over all washer-disinfectors
- Reduced machine idle time
- Easier planning of service schedules



Start/Stop feature

The shuttle can be stopped at the touch of a button to load a rack manually or for maintenance or service access to the machine.



Stop automation

The automation can be stopped at any time at the touch of a button.



Perform manual loading or maintenance

Express loads or maintenance work can be performed immediately on unoccupied machines.



Start automation


Automation can be restarted at the touch of a button without losing time, because it is not necessary to approve an error message.



Automatic operation

The automation system continues from where it was interrupted to load the next free machine.

Decontamination side



WA 290 Automation System

The ideal addition to the WD 290 washer-disinfector

Decontamination side

A loading shuttle loads the racks.

Your benefits:

- Quick access for service and maintenance
- Optimum floor space
- Can be manually loaded at any time

Clean side

WD 290

Return gate

Unloading module

WA 290 Automation System

The ideal addition to the WD 290 washer-disinfector

Clean side

The machine is unloaded by unloading modules.

Your benefits:

- Can be used with restricted room depth
- Unload multiple machines simultaneously
- Excellent overview of capacity



The WA 290 automation system can be flexibly adapted for your CSSD

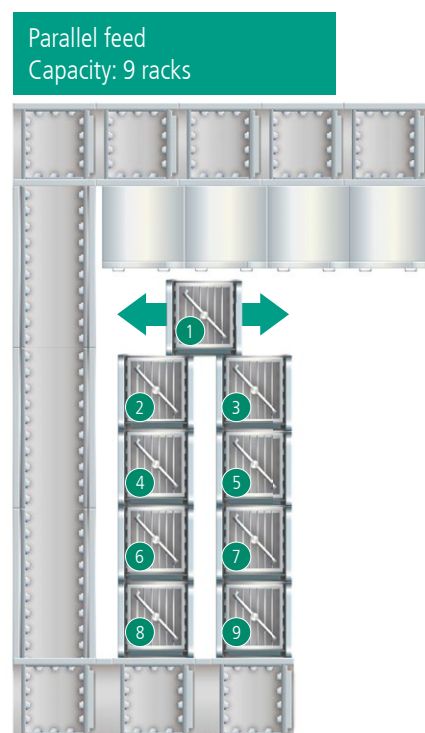
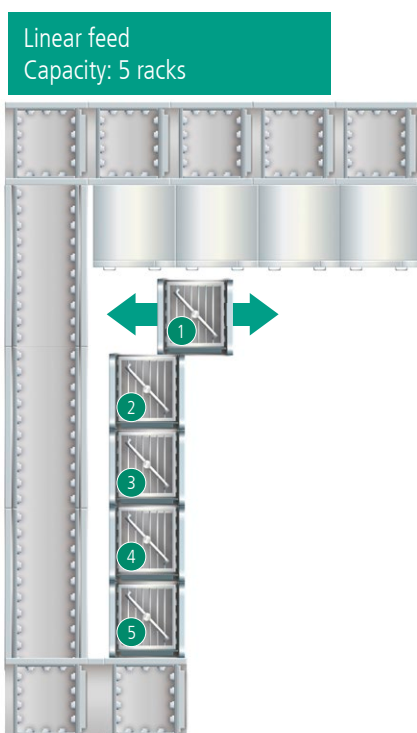
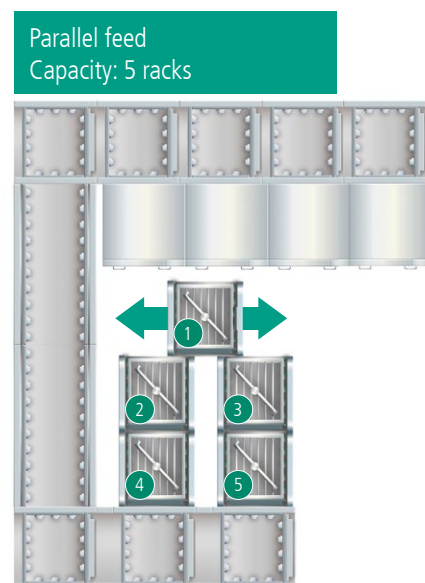
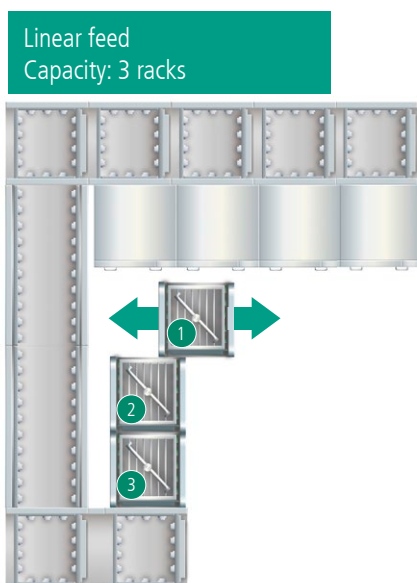
- Ideal solution – even where space is limited
- Flexibility – for the desired capacity and throughput
- More options – adapted to the building conditions
- Optimized workflows – the WA 290 adapts to your requirements

Ideal solution – even where space is limited

The feed lines can be adapted for the spaces available in your CSSD.


Four different configurations are available:

- 3 racks
- 5 racks (2 options)
- 9 racks




Flexibility – for the desired capacity and throughput

The WA 290 automation system is the ideal solution for increasing efficiency in your CSSD. It can be installed for two or more WD 290 washer-disinfectors. The system can be extended as required to meet your needs and will thus continuously adapt to your capacity and throughput requirements.



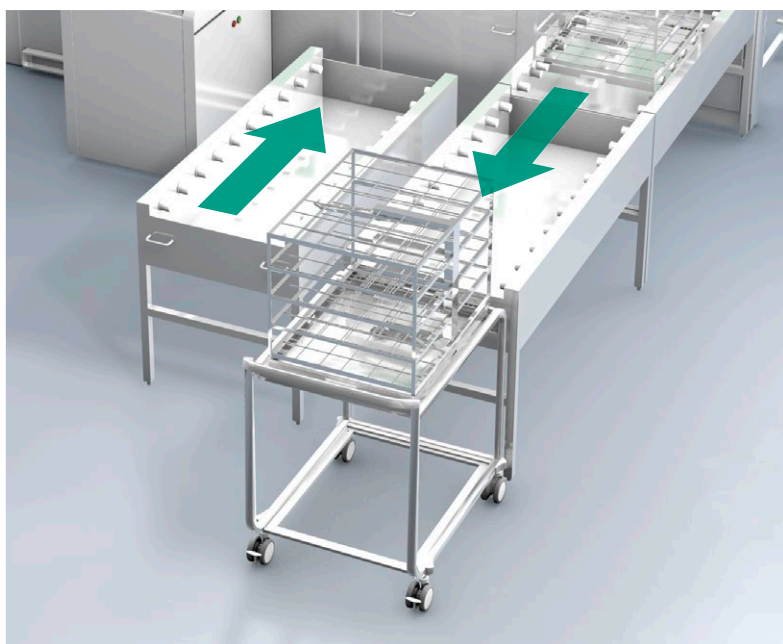
More options – adapted to the building conditions

The return can be installed on the right or left depending on the space available in the rooms. This leaves space for adjustments if multiple WA 290 automation systems are installed.




Optimized workflows – the WA 290 adapts to your requirements

Optimized workflows make a significant contribution to the efficiency of your CSSD. A good automation solution adapts to your processes. The WA 290 meets this requirement. The system is available as Direct Dock and Cross Conveyor.



Direct Dock

- Less space required
- Return transport and feed line separated
- Automation support for loading transport carts



Cross Conveyor

- Closed loop
- Racks can be loaded or removed in the system

www.belimed.com

AUSTRIA

Belimed GmbH
Grüne Lagune 1
8350 Fehring
T +43 3155 40 699 0
F +43 3155 40 699 10
info.at@belimed.com

BENELUX

Belimed B.V.
Vlambloem 65
3068 JG Rotterdam
T +31 10 286 17 50
F +31 10 456 56 97
info.nl@belimed.com

CHINA

Belimed Medical Equipment
(Shanghai) Co., Ltd.
New Jinqiao Road #1299,
1st Building, 2nd Floor
201206 Pudong, Shanghai
T +86 21 601 909 98
F +86 21 601 909 96
info.cn@belimed.com

FRANCE

Medical and Life Science
Belimed SAS
Parc Espale
1, av. Pierre Pflimlin
68390 Sausheim
T +33 3 89 63 65 40
F +33 3 89 63 65 41
info.fr@belimed.com

GERMANY

Belimed GmbH
Edisonstraße 7a
84453 Mühldorf am Inn
T +49 8631 9896 0
F +49 8631 9896 300
info.de@belimed.com

SLOVENIA

Belimed d.o.o.
Taborska cesta 38 E
1290 Grosuplje
T +386 1 7866 000
F +386 1 7866 011
info.si@belimed.com

SWITZERLAND

Belimed AG
Zelgstrasse 8
8583 Sulgen
T +41 71 644 86 91
F +41 71 644 86 01
contact@belimed.ch

UNITED KINGDOM

Belimed Ltd.
Unit 4 Newbuildings Place
Dragons Green Road
Shipley
West Sussex, RH13 8GQ
T +44 1403 738 811
F +44 1403 730 830
info.uk@belimed.com

USA

Belimed, Inc.
2325 Charleston
Regional Parkway
Charleston, SC 29492
T +1 843 216 7424
F +1 843 216 7707
info.us@belimed.com

HEADQUARTER

Belimed AG
Grienbachstr. 11
6300 Zug
SWITZERLAND
T +41 41 449 78 88
F +41 41 449 78 89
info@belimed.com